

Car-Go-Net™

For The Recycling Industry



Meeting the transportation safety needs of the industry

Strong, disposable plastic netting from Industrial Netting contains small debris during the transport of crushed automobiles to reduce the risk of road hazards caused by loose, falling debris.

The netting is ideally suited to comply with the new regulations for securing cargo of crushed automobiles hauled on the nation's highways. It's also ideal for containment of scrap metal in rail cars and sided over-the-road vehicles.



Car-Go-Net™ from Industrial Netting

- Improves highway safety
- Complies with new regulations for transport of crushed cars
- Disposable
- Economical
- Easy to apply
- Wide variety of roll sizes
- Highly visible
- Minimal wind resistance
- Design strength in use, yet easily shredded after use

safety

flexibility

product selection

availability

ease of use

Car-Go-Net™

For The Recycling Industry from Industrial Netting

Choose from a variety of products in stock, available in a wide range of roll widths and lengths to fit your method and style of application.

1/4" Mesh					3/4" Mesh	
Part No. 5340	Roll Weight	Roll Width	Roll Length	Color	Roll Weight	Part No. 1670
	125#	56"	5000'	Orange or Black	66#	
	66#		2500'		36#	
	30#		1000'		19#	
	20#		500'		13#	
	186#	84"	5000'	Orange or Black	100#	
	100#		2500'		55#	
	50#		1000'		30#	
	30#		500'		20#	
	375#	168"	5000'	Orange or Black	200#	
	200#		2500'		110#	
	95#		1000'		57#	
	40#		500'		40#	
Mesh shown actual size	365#	204"	5000'	Orange or Black	275#	Mesh shown actual size
	200#		2500'		150#	
	95#		1000'		75#	
	60#		500'		50#	



14 foot wide roll mounted on "lazy susan" adapted for front loader.

*Custom widths and lengths available.



Accessories available. Poly Clips and Cable Ties.

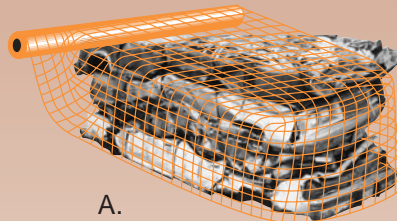
Easy Application of Car-Go-Net™

1. Wrapping Stacks

Car-Go-Net can be used to wrap crushed cars before loading on trailer.


- A. Use a 17 foot roll to wrap horizontally over stack.
- B. Use either a 56 or 84 inch roll to wrap stack in pallet wrap style.

Horizontal



A.


Vertical




B.

2. Wrapping Trailers

- C. On the trailer, wrap two stacks horizontally with a 17 foot roll first. Then repeat wrap on the second layer of stacks to "blanket" the load.
- D. Use a 14 foot roll to wrap all stacks on the trailer in pallet wrap style.



C.



D.



7681 Setzler Pkwy N., Minneapolis, MN 55445
800-328-8456 (in USA and Canada) Phone: 763-496-6355 Fax: 763-496-6356
e-mail: info@industrialnetting.com www.industrialnetting.com