


RackGuard

Pallet Rack Safety Netting



INDUSTRIAL
NETTING 

www.industrialnetting.com



RackGuard forms a durable barrier to contain loose boxes, palletized goods and stacked materials on warehouse shelves and storage racks. Our UV stabilized, polypropylene mesh provides economical protection from falling parts or boxes adjacent to work areas and walkways.

The integral joint structure of this extruded polypropylene grid retains the original hole or aperture size and resists sagging.

RackGuard won't unravel if a joint or strand is cut or frayed. It can be trimmed to fit over sprinkler heads or other irregular shapes without losing the structural integrity of the mesh. This unified grid derives its high tensile strength and dimensional stability from strand to strand, or joint to joint.


More Economical than Woven Nets

- Improves safety for employees
- Reduces damage to warehouse goods
- Protects traffic areas and workstations from falling objects
- Keeps product from falling between back-to-back racks




Use RackGuard to:

- Maintain a uniform appearance
- Form a see-through wall for easy product identification
- Easily trim on-site without losing structural integrity



Also use RackGuard for:

- Shelf Dividers to segregate product
- Security Fences to discourage pilferage
- Conveyor Guards to contain boxes
- Machine Guards or Safety Barriers
- End Cap Safety Barriers



Machine Guards



Shelf Dividers



Security Barriers

economical and easy to install

RackGuard installation ideas

See our video at [YouTube /IndustrialNetting](https://www.youtube.com/channel/UC8vYUWUWUWUWUWUWUWUWUWU)

This versatile mesh can be pre-cut into sheets or custom roll sizes in our factory, or easily trimmed on-site to meet your specific dimensional requirements. Installation typically requires cable ties and shears or tin snips. We recommend work gloves when handling – mesh edges can scratch skin.


RackGuard is easy to install using standard cable ties. The tensile strength of the cable tie is critical to achieve the performance requirements of the installation. We recommend 175 lb cable ties for most applications. Select a cable tie length that easily wraps around the rack or frame.

Flush with Cross Beams and Uprights



Wrap tie around beam and through mesh... Pull tie tight around beam... Remove excess with side cutters

- 1) Place the RackGuard roll or sheet on the floor parallel to the section of rack to be covered.
- 2) Pull the end of the roll to the top of the rack. For best results, wrap the RackGuard grid around the top beam.
- 3) Tie the center and two ends initially in order to hold the grid in place. Pull the grid taut and secure with cable ties.
- 4) Continue to install the cable ties at least every 12" working from the top down and pulling the mesh snug as you go.
- 5) Once the mesh is completely secured trim excess material using a scissors, wire cutters, or tin snips.
- 6) If the sides of the grid are unsecured to a post or beam, overlap and secure sections together using cable ties.



Off-Set from Rack

Pallet Stops provided by your racking manufacturer prevent pallets from extending over the cross bars by more than the prescribed distance.

Secure netting to the pallet stops and offsets following the steps described above.

Some installers prefer to weave cables through the grid openings. Cables are then secured to the off-sets to provide desired clearance for pallets.

For optimal strength and appearance secure RackGuard at least every 12 inches.

Visit our website to choose from a variety of configurations and tensile strengths



Industrial Netting makes no representation, guarantee, or warranty, expressed or implied, for the merchantability which extends beyond the description for the proper use, installation, inspection, and maintenance of this product.

RackGuard Pallet Rack Safety Netting

also suitable for end-of-aisle applications, shelf dividers, and lighter duty box applications

Custom Lengths • Custom Widths


Measurements for Custom Cuts

RackGuard pallet rack safety netting is produced as an extruded matrix and stocked in master rolls. Even though RackGuard is easily trimmed with wire cutters or tin snips, most installers prefer to purchase custom cut sizes to save time on their job site. We'll cut to your custom dimensions on our factory floor! The diagram below illustrates critical dimensions.

Outside Strand to Outside Strand dimension is critical in most RackGuard installations. Custom cuts will be produced to that dimension unless otherwise specified.

Outside Edge to Outside Edge includes the 'nubs' that result from custom cutting to specific widths and lengths. This dimension may come into play when RackGuard is used for shelf dividers or bin dividers.

If your installation requires that the outside nubs be contained within a certain dimension, please specify that the required edge to edge dimension is a maximum allowable dimension.



We custom cut RackGuard to your specific sizes at our factory to minimize your onsite labor cost and simplify installation.

Installation Accessories

For maximum service life insist on UV stabilized nylon CABLE TIES.

Select the size and tensile strength best suited for your installation requirements at www.industrialnetting.com/accessories.html.



7681 Setzler Parkway North
Minneapolis, MN 55445-9938

1-800-328-8456 Phone: 763-496-6355 Fax: 763-496-6356
e-mail: info@industrialnetting.net www.industrialnetting.com

